


# Color Me Foxtrotter!



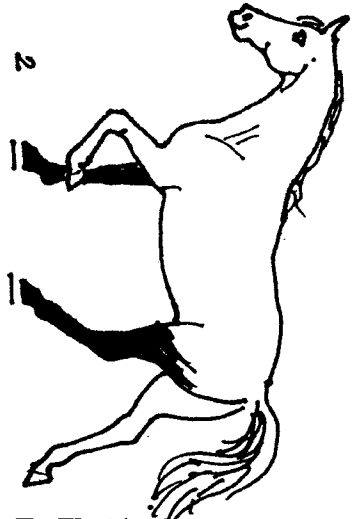


Make a foxtrottin' FLIP BOOK!  
To cut out the squared, cut along the dotted lines. Stack the squares in numerical order: 1, 2, 3, - 10. Then carefully staple two staples on each side, along the top edge, as close to the top as possible. The dark, underlined leg help you see the diagonal gait.



Let's trot!  
FOX TROT!

TOP EDGE: [Staple along here.]



LINES OF EXPRESSION:


Fright Angry Calm Glad

# just 4 FUN!




Eyebrows, eyes and mouth are used to show expression. For ANGRY moods the lines are drawn downward; for HAPPY moods, the lines are drawn upward; and for CALM moods, the lines are relaxed and level. FRIGHT: All senses wide alert!

Connect the rider with his horse!



Horses have feelings too!

DRAW in the horses head shape and add your own expressions  
To the person and the horse below.




OBSERVE & LEARN TO UNDERSTAND your horses' expressions and moods to become a better and safer horse person!



# Foxtrot: A pretty great gait!

The Fox Trotting breed, originating in Missouri, has a natural, smooth ground covering gait {foxtrot} and a running walk in addition to the normal walk, trot and canter of other breeds. Fox Trotters are also noted for their wonderful, easy-to-work-with disposition. These horses make a wonderful all-around using horse and are a great addition to any backyard.



FOR MORE INFORMATION on the Fox Trotting Horse, CONTACT;

## **Utah Fox Trotting Horse Association**

Utah Fox Trotting Horse Association

P.O. Box 187

Midvale, Utah 84047

**UFTHA Web Site: [www.uftha.com](http://www.uftha.com)**

